

DC BIKE RIDE 2025

SATURDAY, SEPTEMBER 6

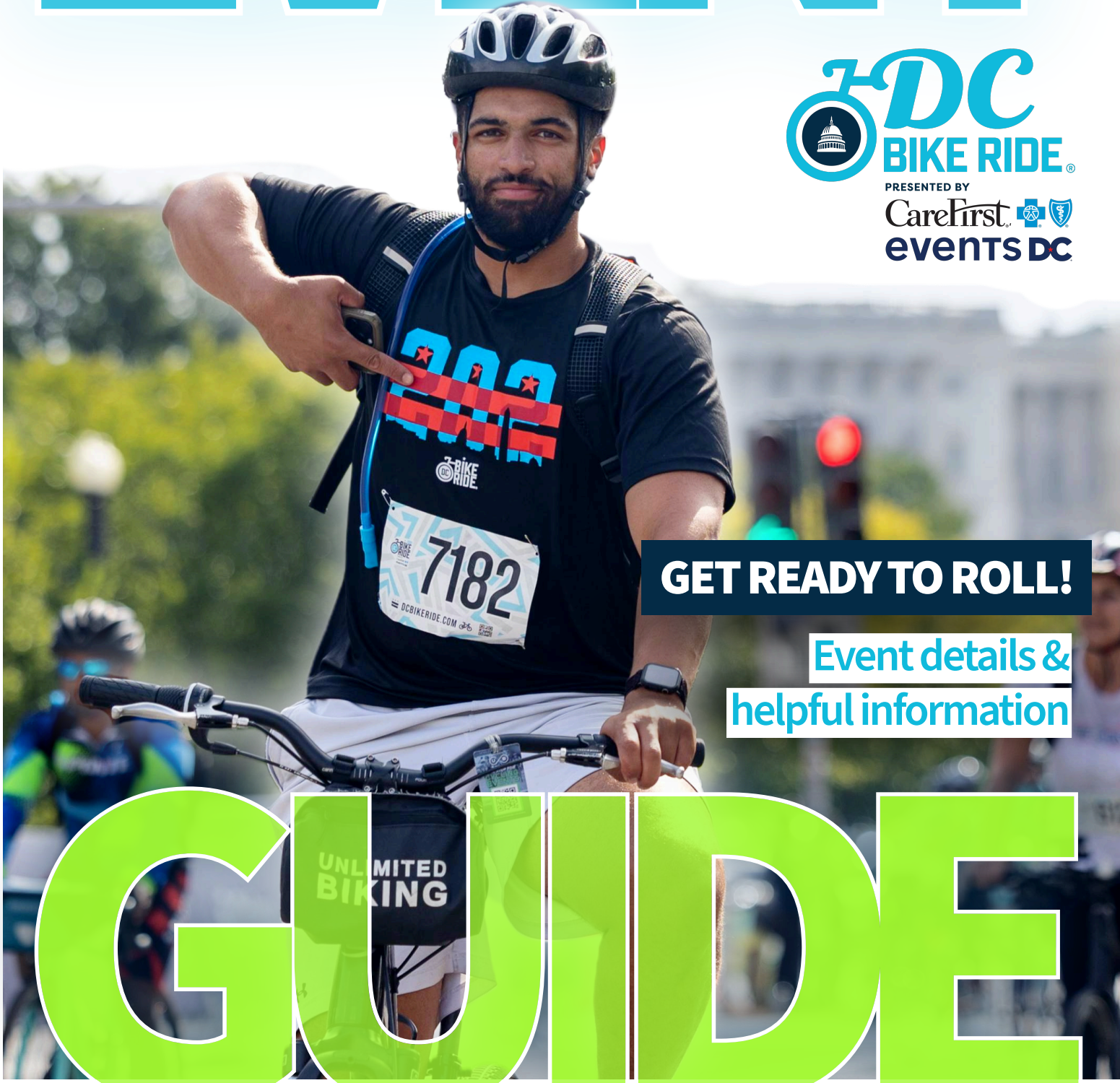
EVENT



GET READY TO ROLL!

Event details &
helpful information

GUIDE







Giving everything we've got.

It's literally our mission. As a not-for-profit healthcare leader, we work to better our communities. That includes improving access to care, investing in local businesses and rolling up our sleeves to help whenever and however we can.

Learn more at carefirst.com/ourpromise.

With Care,

CareFirst 



SAT, OCTOBER 18

**JOIN PHILLY'S BIGGEST
CAR-FREE SOCIAL RIDE!**



**SCAN TO JOIN NOW &
ON YOUR STANDARD RIDE PASS
WITH CODE**

SAVE 25%

BIKEPHILLY25

COVINGTON'S

06	WELCOME TO DC BIKE RIDE 2025
09	EVENT SCHEDULE
10	PACKET PICKUP PARTY
12	GETTING TO THE START LINE
17	START LINE DETAILS
19	BIKE RENTALS
20	OFFICIAL COURSE MAP
21	ALONG THE ROUTE
22	GETTING READY TO RIDE
23	RULES OF THE RIDE
24	FINISH FESTIVAL
26	OFFICIAL MERCHANDISE
27	GIVING BACK TO OUR COMMUNITY
28	PARTNERS & SPONSORS OF THE RIDE

THE DC BIKE RIDE TEAM

WELCOME TO THE 2025 DC BIKE RIDE!

We're excited to welcome you to the Ride!
Today, riders from across the DMV and
all over the United States will come together
to celebrate the joy of bicycling.

Whether you're a seasoned cyclist or
just starting out, there's a place for you here.



DC Bike Ride presents a unique opportunity to experience the scenic sights of our city in a whole new way. **More than just a bike ride, it's a day of unforgettable memories** with excitement at every turn. Enjoy iconic landmarks, live, local music, delicious food, refreshing drinks, **and a whole lot of good vibes!**

Thanks to your support, we approach the Ride's 9th edition, celebrating a decade of community impact, with **over \$250,000 donated** to local programs. And for the 2nd consecutive year, the Graduation on Wheels program **awarded over 200 students from DCPS schools their very own bike, helmet, and lock** for completing the Health and Physical Education's (HPE) Biking in the Park program, which teaches second-graders how to safely ride a bike as part of their curriculum.

We'd like to extend our sincere gratitude to Mayor Bowser, the DC City Council, and our dedicated city and federal partners for making this event possible.


We couldn't do it without you, nor without the support of our amazing sponsors, including CareFirst BlueCross BlueShield, Events DC, **and the hundreds of dedicated volunteers who make this weekend a joy for all!**

And last, but certainly not least, **thank YOU for being here!**

We can't wait to see the joy on your faces as you become part of our growing community of riders who are transforming the way people view bicycling.

Stay safe, have a blast, and enjoy the ride!

The DC Bike Ride Team



THE WASHINGTON AREA BICYCLIST ASSOCIATION



DC BIKE RIDE FOUNDING PARTNER

Dear Rider,

There's nothing quite like the feeling of cruising down car-free streets, surrounded by thousands of fellow bicyclists, taking in the city in a new way.

That's what makes DC Bike Ride so special - it shows us what's possible when we prioritize people over traffic.

At the Washington Area Bicyclist Association (WABA), we work to make that kind of experience not just a once-a-year celebration, but a reality every day.

We believe biking should be safe, convenient, and joyful—whether you're pedaling to work, picking up groceries, or riding with your kids.

Your presence at DC Bike Ride matters. You and the thousands of riders with you are showing policy-makers that lots of people will bike, especially if the streets are safely designed for it. So thank you for riding and showing us all what is possible.


Join WABA today and help build a region where biking is easy, inviting, and here to stay.

Happy riding,

Elizabeth Kiker


Executive Director

Washington Area Bicyclist Association - WABA



JOIN TODAY





events DC

Show-stopping performances. Edge-of-your-seat sporting events. Global conventions. Once-in-a-lifetime galas. Events DC brings them all together. We operate and manage 11 venues across Washington, DC that have been recognized with multiple awards and industry-leading certifications. Let us facilitate your next world-class event.

 @EventsDC

 @TheEventsDC

 @OfficialEventsDC

EventsDC.com

EVENT SCHEDULE

PACKET PICKUP PARTY

THURSDAY, SEPTEMBER 4
3:00 PM TO 7:00 PM

FRIDAY, SEPTEMBER 5
11:00 AM TO 7:00 PM

At The AutoShop

**416 Morse St. NE,
Washington DC, 20002**

**ALL RIDERS JOINING US THIS SEPTEMBER 6
MUST GET THEIR KITS PRIOR TO RIDE DAY.**

Unless you purchased SHIPPING during sign-up (or are eligible for PREMIER SHIPPING), you must attend Packet Pickup to get your Rider Identification Kit (RIK).

RIK pickup won't be available on Ride Day. More about Packet Pickup on page 10.

RIDE DAY

SATURDAY, SEPTEMBER 6

The Ride Start Line is located at the **intersection of Constitution Ave NW and 12th Street NW**, with access points along Pennsylvania Avenue NW, on 7th, 9th, and 10th Streets NW.

6:00 AM CORRALS OPEN

7:45 AM CORRALS CLOSE

Riders must be in their corrals.

7:55 AM NATIONAL ANTHEM

8:00 AM RIDE BEGINS

9:00 AM FINISH FESTIVAL BEGINS!

12:30 PM FINISH FESTIVAL CONCLUDES

RIDER IDENTIFICATION KIT (RIK)

Riders must be wearing their RIK to participate in the Ride. Your bib number must be attached to the front of your shirt, and the helmet sticker must be worn on your helmet.



bib + helmet sticker



PREMIER KIT



Premier bib + helmet sticker



WATER BOTTLE

A DC Bike Ride 2025 Water Bottle will be given to all riders. You can **get yours at Packet Pickup or at the Info/Solutions tent** at the Finish Festival **after the Ride.**



Premier Riders access special amenities and exclusive perks, including an **exclusive bottle designed by**

bibo

PACKET PICKUP PARTY

ALL RIDERS MUST GET THEIR PACKET PRIOR TO EVENT DAY.

Unless you purchased Shipping (or are eligible for Premier Shipping), **you must attend Packet Pickup** to receive your Rider Identification Kit before the Ride Day.

WHERE:

AutoShop at the Union Market District
416 Morse St NE Washington, DC 20002

WHEN:

Thursday, 9/4
3PM-7PM

Friday, 9/5
11AM-7PM

WHAT TO BRING:

We ask riders to bring a **valid ID** and their registration **confirmation email**, with the order QR code.

PARKING:

We recommend parking at **La Cosecha Parking Garage**, which can be accessed **near 387 Morse St. NE.**

AT PACKET PICKUP, you'll receive your water bottle and Rider Identification Kit, which includes a paper bib number you must pin to the front of your shirt and a helmet sticker to stick to the front of your helmet.

Everyone is welcome at Packet Pickup. Get a FREE bike safety check by Conte's Bike Shop and enjoy special deals at the DC Bike Ride Pop-Up Shop.

**ALL RIDERS MUST HAVE THEIR RIK IN PLACE
TO ENTER THE START CORRALS AT THE EVENT**

The AutoShop is located just **0.5 miles from the NoMa-Gallaudet** metro station **and Metropolitan Branch Trail**. Bike racks are also available in the area.

CAN'T ATTEND PACKET PICKUP?

SEND A PROXY TO GET YOUR RIK

If you didn't purchase Shipping during sign-up and cannot attend Packet Pickup, you **MUST send a proxy** to get your RIK.

You don't need to notify DC Bike Ride about sending a proxy on your behalf. **All your proxy needs is a photo of your ID** (displayed on a cellphone) **and your confirmation number.**

No ID is required for riders under 18.

TWO ICONIC RIDES. ONE UNFORGETTABLE SEASON.



Saturday, September 20

Ride all 50 state-named avenues in the District at this legendary event. See new corners of the city by bike on your 60, 30, or 10 mile route. When you're through, celebrate the places you've explored and friends you've made at the post-ride party!



SATURDAY, NOVEMBER 1

Pedal 60, 30, or 10 miles on beautiful trails with crisp autumn air and picture perfect foliage. Plus our favorite pit-stop pick-me-up: cider and donuts. Add in an after-party, and what could be better?

RIDE WITH WABA THIS FALL.


waba.org/fun

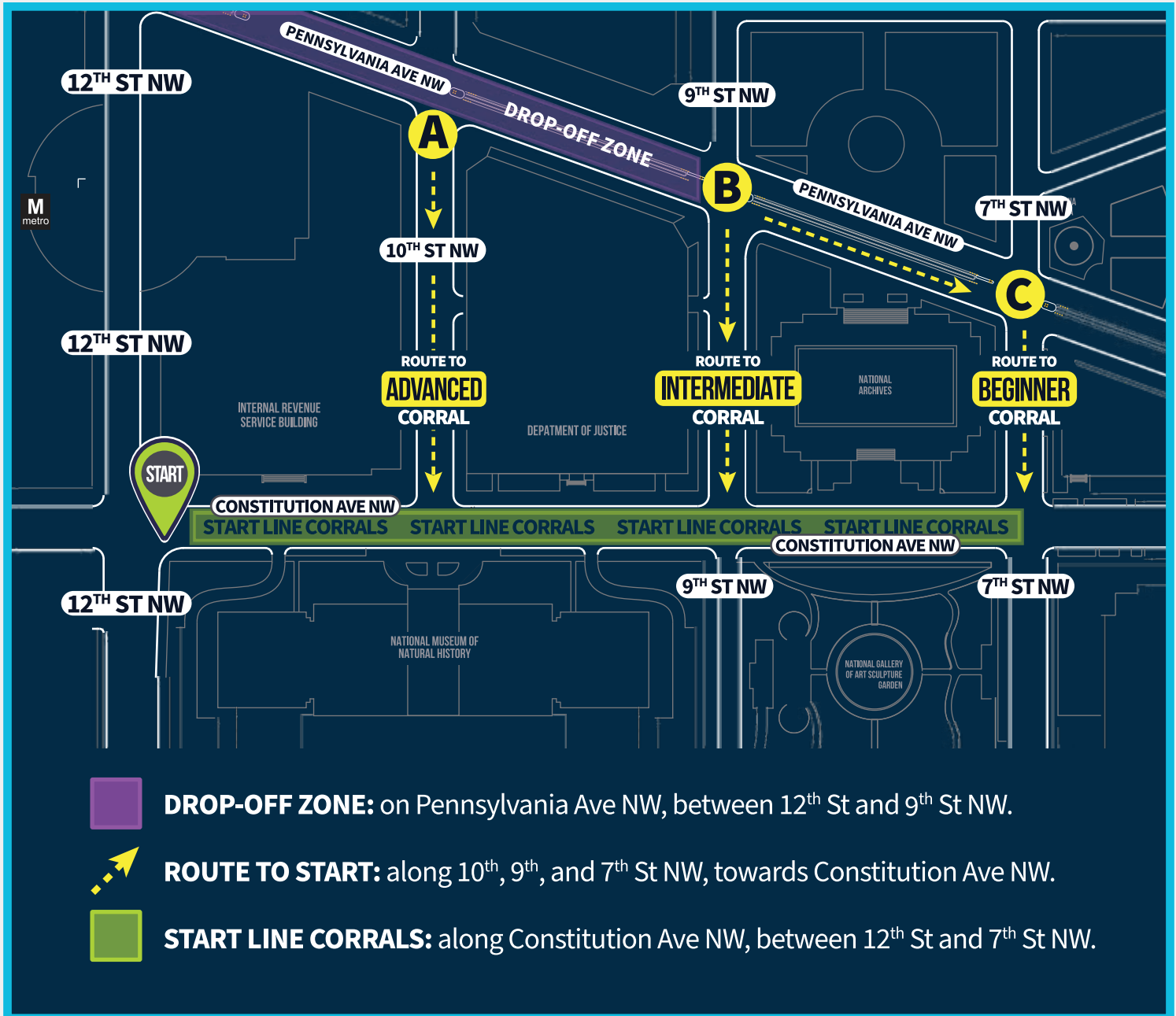


Your One-Stop Shop for the DC Bike Ride

Need a tune-up before the big ride? As the exclusive bike shop sponsor of the DC Bike Ride, Conte's is offering service discounts for participants. With multiple locations and a team of expert mechanics, Conte's is your go-to for pre-ride tune-ups, post-ride care, bikes, gear, and more. Whether you need a quick adjustment or are shopping for your next upgrade, we're here to help you roll with confidence. Just show your DC Bike Ride registration to redeem your discount.

GETTING TO THE START

THE DC BIKE RIDE START LINE IS POWERED BY  **AMTRAK**
LOCATION ► at the intersection of Constitution Ave. NW & 12th Street NW.



- The **best time to arrive is before 6:30 AM**, but please plan to the access points **A, B, or C** no later than 7:30 AM in order to **be in your start corral by 7:45 AM**.
- The best route to the **Advanced and Premier corrals** is through 10th St. NW. For the **Intermediate corral**, take 9th St. NW towards Constitution Ave NW., and for the **Beginner corral**, take 7th St. NW.
- ALL routes on the highlighted **Drop-Off Zone** in the map should be open during the Ride but all road closures are subject to change at the discretion of public safety officers.
- **Independence Ave SW and roads surrounding the Start Area close to vehicular traffic at 6:30 AM.**

THULE
SWEDEN



Join Thule + REI

at the Finish Festival for a chance to win a Thule prize package

Bring your life
thule.com

REI CO-OP MEMBERSHIP

Members, show your bib for a free gift with purchase!

Friday, September 5 | REI D.C. Flagship

REI Co-op Members, drop in before the D.C. Bike Ride for last-minute bike gear, nutrition packs and other essentials. Purchase \$20 or more in product (pre-tax amount) and show your 2025 D.C. Bike Ride bib and proof of membership at checkout to receive a free REI Co-op Brand Multi Towel Mini. Valid at the REI D.C. Flagship store, September 5, 2025. Limit one (1) REI gift per person. While supplies last.





Want to add more miles to your course?

We recommend biking to the start and mapped out some routes from locations around the region.

FOR MORE, VISIT [DCBIKERIDE.COM](https://dcbikeride.com)



DC Metro has officially extended their weekend hours to **open at 6 AM**, which means you now have a convenient, stress-free way to get to the DC Bike Ride in time for start!

Visit wmata.com for **Metro's schedule** and bike policy. The closest Metro stations to the Start Line are less than half-mile away.

FEDERAL TRIANGLE 0.1 miles to the Start Line

LINES: ORANGE/BLUE/SILVER

SMITHSONIAN 0.1 miles to the Start Line

LINES: ORANGE/BLUE/SILVER

ARCHIVES-NAVY MEMORIAL 0.4 miles to the Start Line

LINES: GREEN/YELLOW

METRO CENTER 0.4 miles to the Start Line

LINES: RED/ORANGE/BLUE/SILVER

P PARKING TIPS

We recommend parking near the **Finish Festival** – there are ample parking spaces/garages around that area, and parking there allows you to enjoy the Finish Festival without having to travel back to Start once the event is over.

The Finish Festival and Start Line areas are less than 0.5 miles apart.

Visit the DC Bike Ride website for additional parking recommendations and **visit our website for other Travel Resources and Road Closures.**

[DCBIKERIDE.COM/TRAVEL-AND-PARKING](https://dcbikeride.com/travel-and-parking)



ride metro to dc bike ride 2025

Getting there is easy—Metro Rail opens at 6 a.m., and Metrobus offers early-morning service. Bikes are welcome on both.

Bringing your bike? Use Bike & Ride facilities or bus racks, and don't forget to visit our booth on ride day!





DRIVING TO START

DRIVING FROM VA/395 & POINTS SOUTH

- Follow I-395 N to 2nd St NW in Washington.
- Head east on I-395 N and stay on I-395 N.
- Take exit 9 toward 2nd St NW.
- Use the right lane to take the D St NW ramp.
- Take E St NW to 10th St NW.
- Continue onto 2nd St NW.
- Turn left onto E St NW.
- Turn left onto 10th St NW
- Destination will be near.

DRIVING FROM VA/66 - RT 50

- Head southeast on I-66 E *Toll Road*
- Use the right 2 lanes to take the US-50 E exit toward Constitution Ave/Downtown.
- Continue onto US-50 E/Constitution Ave. NW.
- Use the 2nd from the left lane to turn left onto 15th St NW.
- Turn right onto Pennsylvania Avenue NW.

DRIVING FROM MD & POINTS NORTH

- Take State Hwy 295 and head southwest.
- Use the right 2 lanes to take exit 1B-C for 1-695 toward Downtown.
- Continue onto 1-695 W and take the exit onto 1-395 N.
- Take exit 9 toward D St NW.
- Use the left lane to take the D St NW ramp.
- Take E St NW to 10th St NW.
- Turn left onto D St NW, and then right onto 3rd St NW.
- Turn left at the 1st cross street onto E St NW.
- Turn left onto 10th St NW.

**NOTE THAT THE ABOVE ROUTES
SHOULD BE OPEN DURING DC
BIKE RIDE BUT ALL ROAD
CLOSURES ARE SUBJECT TO
CHANGE AT THE DISCRETION OF
PUBLIC SAFETY OFFICERS**

Transurban

Operator of **expresslanes**



**In the bike lanes
or the Express Lanes,
Transurban is proud
to support what
k_{ee}ps you moving.**



Proud sponsor
for 5 years.

Snack Strong on the Streets of D.C.

Use Code **DCBIKERIDE30** for

30% OFF

your first order at
KatesRealFood.com



Terms & Conditions: Applies to one-time purchases. Minimum purchase of \$25.00. One use per customer. Can't combine with other discounts.



**ENJOY
THE RIDE.
FROM TRAIN, TO BIKES.**

The best way to the DC Bike Ride ... is by train. Take Amtrak and enjoy extra legroom, spacious seats and free WiFi. Then arrive downtown at Union Station just minutes from the starting line.



*Difference in fare may apply.



START LINE DETAILS

At the **Start Line - along Constitution Ave NW**, from 12th to 7th St. NW - you will see corral entrance signs that read **BEGINNER**, **INTERMEDIATE**, **ADVANCED**, and **PREMIER**.

The corrals reflect the **different cycling ability levels**. Riders are welcome to line up inside their preferred corral, allowing some space between participants. Please, do NOT switch corrals once lined up.

The Premier wave is released first, followed by Advanced, Intermediate, and then Beginner. DC Bike Ride adopts a **releasing pace to ensure a light-traffic course for all riders**.

POWERED BY



SPECIAL ACCOMMODATIONS

Riders who require special accommodations to participate **do not need to enter the corrals** and can proceed directly to the Start Line stage.

That applies to riders who are **deaf or hard-of-hearing** as well as to **visually impaired** participants and their **sighted riders**.

For other accommodations, please email us at HELLO@DCBIKERIDE.COM

AVAILABLE AT THE START LINE



INFO/SOLUTIONS



WATER



BIKE MECHANICS



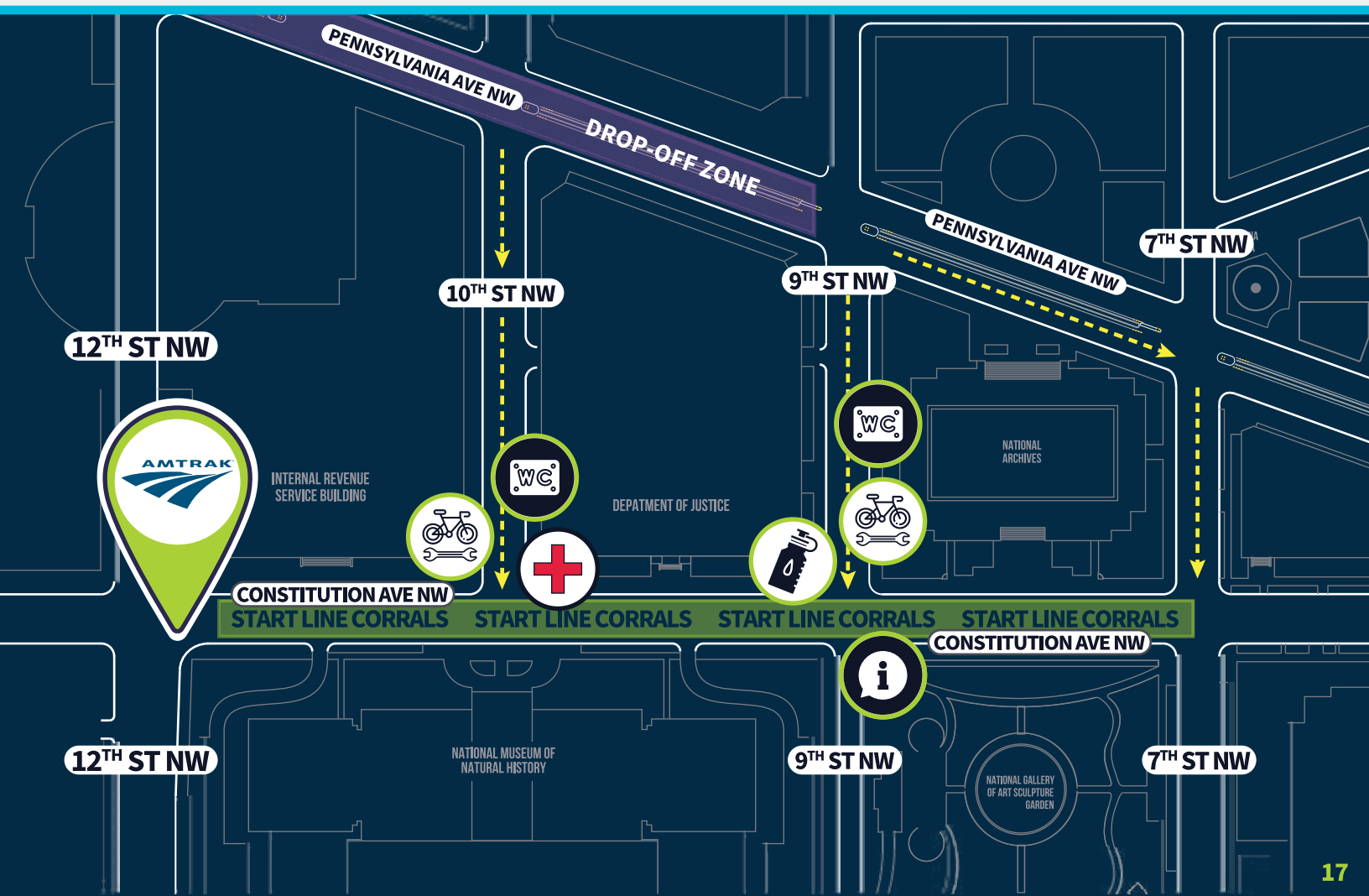
RESTROOMS



START LINE



MEDICAL



MissionSquare Retirement is proud to be an Official Partner of the 2025 DC Bike Ride

At MissionSquare Retirement, we're committed to helping people achieve financial wellness by providing them with the retirement plans, investment options, financial education, and personalized service they deserve.

For more information, visit missionsq.org.

MissionSquare
RETIREMENT



dc paid family leave

Taking care of your employees is good business. Paid Family Leave has expanded in DC so you can support them in time of need. DC Paid Family Leave provides up to:



12 WEEKS to bond with a new child



12 WEEKS to care for your own serious health condition



12 WEEKS to care for a family member with a serious health condition



2 WEEKS to receive prenatal care



dcpaidfamilyleave.dc.gov

DOES DISTRICT OF COLUMBIA
DEPARTMENT OF
EMPLOYMENT SERVICES

WE ARE GOVERNMENT OF THE
DISTRICT OF COLUMBIA
DC MURIEL BOWSER, MAYOR

BIKE RENTALS

RENTAL PICKUP DETAILS

On Pennsylvania Avenue NW,
near 4th Street NW and the National Gallery of Art.

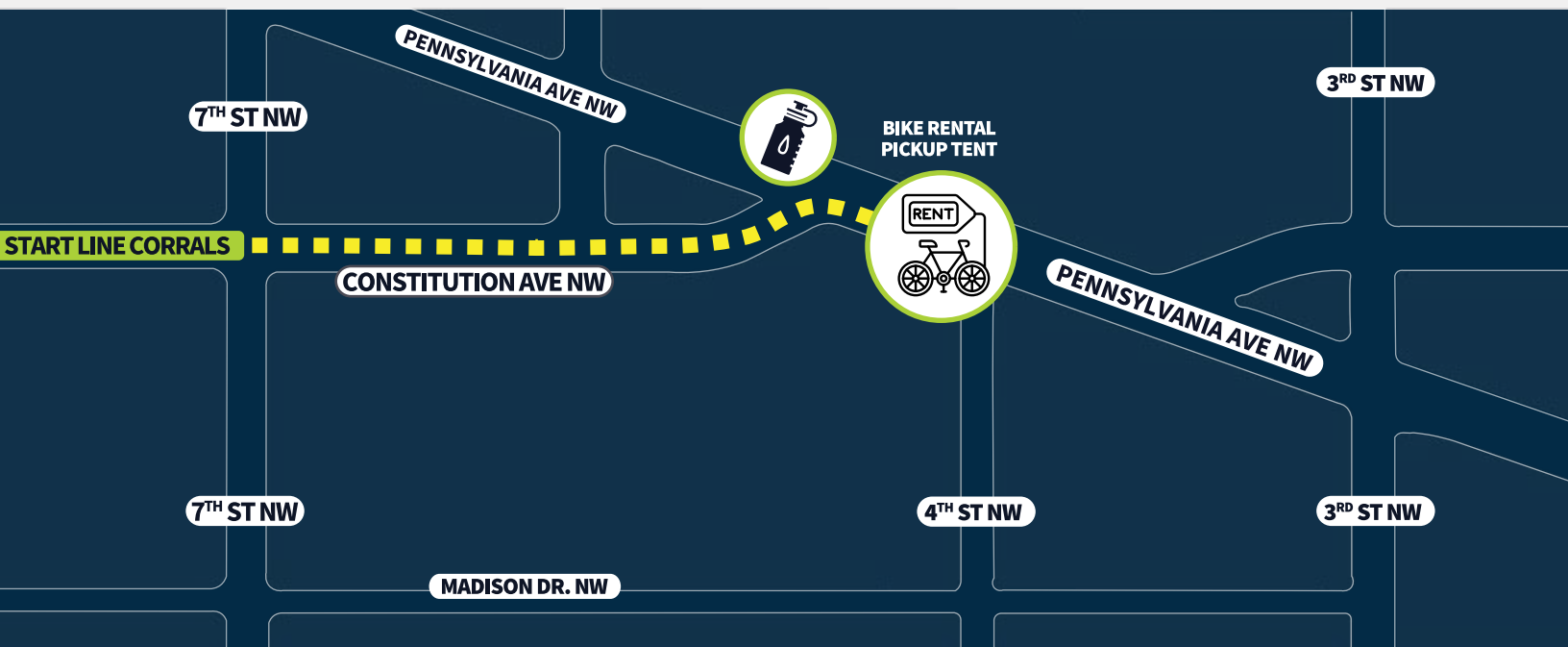
Rentals will be available for pickup on
September 6, from 6 AM to 7:30 AM.

The schedule allows riders enough time
to bike from Rental Pickup to the Start Line.

NO BIKE? NO PROBLEM! Our Rent & Ride program offers the Ride Pass bundled with bike and helmet rentals for ride day. Rentals can also be reserved during sign-up by riders who select other ticket types.

The last day to sign up with bike rentals is September 3, and riders can also book rentals directly with the Unlimited Biking team.

[UNLIMITEDBIKING.COM/EVENTS/DC-BIKE-RIDE-BIKE-RENTALS/](https://unlimitedbiking.com/events/dc-bike-ride-bike-rentals/)



RENTAL PICKUP STEPS + NOTES

- 1 Present your DC Bike Ride and Unlimited Biking confirmation emails at the Bike Rental Pickup tent.**
Riders who reserved rentals will receive a confirmation from Unlimited Biking by September 4. Bikes will not be handed out until **ALL** members of the party are present and accounted for.
- 2 Follow the route indicated in the map above to bike 0.3 miles to enter your preferred corral.**
- 3 Return your bike to the Unlimited Biking Team at the same spot to close out your rental.**
Please **DO NOT** leave your bike on the racks or bike parking.

ALL RENTALS COME WITH A COMPLIMENTARY HELMET

OFFICIAL COURSE MAP



PRESENTED BY

CareFirst  
events DC



KEY



REST STOPS
Giant

PHOTO ZONES

dc paid family leave
DOES DISTRICT OF COLUMBIA
DEPARTMENT OF
EMPLOYMENT SERVICES

NOTE: A 10-mile course will be available on ride day. Follow the shortcut signage near mile 9 to access the entrance.

ALONG THE ROUTE



PHOTO ZONES & BIB TAGGED ALBUM

Show your bib number to get tagged on photos!



LOCAL PERFORMERS AT EVERY OTHER MILE

playing timeless hits to keep you jamming.



SNACK & SAMPLES FROM LOCAL EATERIES

and partners of the Ride.



REST STOPS/WATER STATIONS

Fully stocked rest stops with water, bananas, and other snacks will be available along the way on

MILES 4, 9, and 15.

Bring your DC Bike Ride water bottle, already filled and refill at the water stations.



BIKE REPAIR & FREE TUNE-UPS

Mobile Mechanics will be at the Start Line area and on-course to assist riders during the event.

If you get a flat tire or have a mechanical issue with your bicycle, look for a Mobile Mechanic.



Conte's Bike Shop, the Ride's official Bike Shop partner will provide free bike safety checks at the Start and Finish areas.



BATHROOMS

You will find **portable toilets** at all Rest Stops, Start Line, and Finish Festival.



MEDICAL HELP

The George Washington University Medical Team will be on site to attend to medical needs.

ASK ANY STAFF MEMBER, VOLUNTEER OR POLICE OFFICER IF YOU NEED MEDICAL ASSISTANCE.



SAG VEHICLES (SUPPORT AND GEAR)

SAG vehicles provide transportation to the Finish Line for riders (and their bikes) who require assistance or are behind the 6 MPH pace.

ASSISTANCE AND EMERGENCIES

If you need assistance, medical attention or if your bike has a major mechanical issue, and you need transportation to the Finish Festival, contact our Ride Support Staff during the ride at **202-350-0070. In case of critical medical emergency, call 911.**

GETTING READY TO RIDE

BEFORE THE RIDE

Plan your trip to the Start Line in advance. Check travel time and reserve parking in advance (more on page 14).

Check your bicycle prior to the event to ensure your tires have air, brakes are working, and any quick releases are tightened. You can also **get a complimentary safety check from Conte's Bike Shop at the Packet Pickup Party.**

YOUTH RIDER POLICY

Children under the age of 3 are NOT allowed on the ride.

Kids (ages 3-7) must ride with an adult on a tandem bike, in a child's seat, on a tag-along bike, or in a bike trailer.

Youth riders (ages 8-17) must participate in the ride with an adult riding in close proximity the entire event.

RIDING AS A GROUP/TEAM

Pick a **meeting spot** at the Start Line area prior to entering the ride corrals. Make sure all riders in your group have stored **important contact info.** If you get separated from your group, continue to the next stop to look for them there. **Do NOT pull over to the side of the road to wait for them.**

RIDE-DAY CHECKLIST

Weather-appropriate clothing.

The event will take place rain or shine.

1-2 filled water bottles and **hydrate often** during the ride.

Helmet (mandatory).

RIK (bib + helmet sticker are mandatory).

Bike Lock to park your bike at the Bike Parking at the Finish Festival.

Photo ID + cash/credit card to purchase snacks and merch at the Finish Festival.

Fully **charged cellphone.**

Sunscreen and Sunglasses.



RULES OF THE RIDE

- 1. WEAR YOUR HELMET.** Helmets are mandatory and required to participate in the ride. Riders without a helmet won't be allowed on the route.
- 2. HAVE YOUR RIDER IDENTIFICATION VISIBLE** at all times. Affix the bib to your shirt and your helmet sticker to the front of your helmet. Make your number visible to get tagged in our photo album. You may be asked to leave the ride if elements of your RIK are missing.
- 3. RESPECT OTHER BICYCLISTS** and keep a safe distance between yourself and other bicyclists that you are riding next to or behind.
- 4. DO NOT RIDE AGAINST THE FLOW** of the ride, nor stop in the middle of the road or outside of designated areas. Move completely to the right side of the road and look for a safe place before stopping.
- 5. DO NOT WEAR EARBUDS OR HEADPHONES.**
- Keep at least **ONE HAND ON THE HANDLEBARS** at all times.
- 7. BE PREDICTABLE** and ride in a straight line. Keep to the ride side of the roadway when riding and pass other riders on the left side of the roadway. If you have to pass slower riders closely, call out "passing on your left" and use hand signals when slowing down, stopping, or changing lanes.
- 8. DO NOT USE YOUR CELL PHONE** while biking. If you wish to take pictures along the way (which is highly encouraged) please pull over to the side of the road so other riders don't get blocked. Share your photos and tag @DCBikeRide on social media.
- 9. CONTROL YOUR SPEED** and be prepared to slow down for congestion or road hazards. **DO NOT EXCEED 20 MPH.**
- 10. E-BIKE POLICY:** DC Bike Ride welcomes e-bikes classes 1, 2, and 3. E-bike riders are not allowed to exclusively use the motor to propel the e-bike for an extended period of time without pedaling.



FINISH FESTIVAL

Cross the Finish Line and enjoy a Festival with **food trucks, live music, and fun activities** from local vendors and partners.

LOCATION on Pennsylvania Ave,
between 6th St NW and 4th St NW.
(500 Pennsylvania Avenue NW)

HOURS 9:30 am to 12:30 pm.

FESTIVAL HIGHLIGHTS & ACTIVITIES

Our Finish Festival offers **Bike Parking** sponsored by **Telos** to keep your bike safely stored while you enjoy the festivities. Don't forget to **bring your bike lock**.

Visit the **CareFirst BlueCross BlueShield** tent for a chance to cool off from your ride and learn more about our Graduation on Wheels program.

Premier Riders are invited to the hospitality lounge for special amenities, including an exclusive **BIVO + DC Bike Ride** stainless steel **water bottle**.

Stop by the **Outside Zone** powered by **REI** and **THULE** for a spot to relax and celebrate life outdoors.

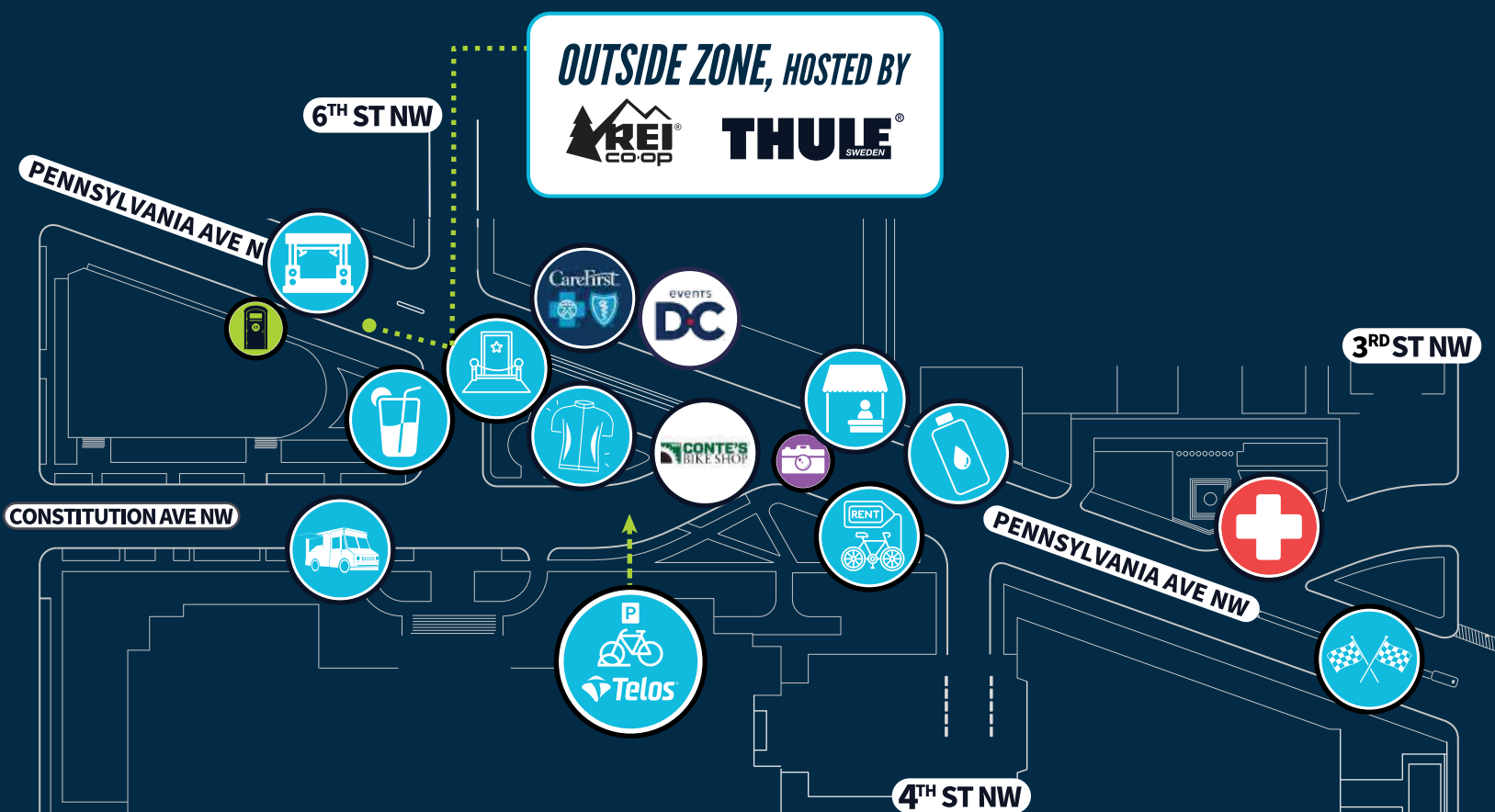
Riders will also be invited to visit the **Giant Pharmacy Airstream** and check out the new fleet of e-buses **Metro** is rolling out in the District.

Conte's Bike Shop will be at the Finish Festival, offering bike mechanics assistance and tips for a better everyday ride!

And as usual, riders are welcome to our **beverage garden with Aslin Beer** and **food truck plaza** to grab a bite from an array of local vendors.



FINISH FESTIVAL MAP



STAGE



BEVERAGE GARDEN



FOOD TRUCKS



CAREFIRST



MERCH STORE



CONTE'S BIKE SHOP



BIKE PARKING



PARTNERS & VENDORS



WATER



BIKE RENTALS



PREMIER LOUNGE



FINISH LINE



MEDICAL



PHOTO ZONE



RESTROOMS

FOR LOST-AND-FOUND AND OTHER REQUESTS (EXCEPT MEDICAL ASSISTANCE) PLEASE SEE OUR TEAM AT THE FESTIVAL STAGE.

OFFICIAL MERCHANDISE

Wear your love for bicycling on your sleeve!

Shop for DC Bike Ride gear at the Official Merchandise Shop at Packet Pickup and at the Finish Festival.

Our retail partners have a great selection of men's, women's, and kid's t-shirts, plus cycling jerseys, jackets and more.

202 T-SHIRT



VISIT BIKERIDESHOP.COM TO SEE THE FULL LINEUP!



OFFICIAL CYCLING JERSEY



NOTE

If you purchased merchandise online after 8/20 or need to process a size exchange, please visit the DCBR Pop-Up Shop at Packet Pickup or Finish Festival.



OFFICIAL COURSE MAP COLLECTION

YOUR RIDE MAKES AN IMPACT

DC Bike Ride is proud to support the community by **donating a portion of our event proceeds to local non-profits and initiatives.**

We're thrilled to share that, to date, we've **donated over \$300,000.** This includes covering participation cost for **over 1,400 sponsored riders** who otherwise wouldn't have been able to join the celebration, and our successful flagship program, **Graduation on Wheels**, which directly impacts children in underserved communities across the District.

OUR COMMITMENT IN ACTION

This year, DC Bike Ride is proud to highlight the success of our second annual **Graduation on Wheels** initiative! We were thrilled to partner with **DC Public Schools (DCPS), CareFirst BlueCross BlueShield, Events DC and JK Moving** to celebrate this year's graduates.

On June 13, at Kenilworth Park, we provided over **200 DCPS students with new bikes, helmets, and locks** in celebration of students' graduation from Health and Physical Education (HPE) **Biking in the Park curriculum** - which teaches second-graders **how to ride a bike** and sets them up for a **lifetime of safe and fun bicycling experiences.**

DC Bike Ride was also honored to present each student with **Ride Passes so they and their families continue the celebration and practice their skills at the DC Bike Ride!**

None of this would be possible without our riders. **Thank you for riding with us and making a positive impact on the community!**

VISIT [DCBIKERIDE.COM/COMMUNITY-IMPACT](https://dcbikeride.com/community-impact) TO LEARN MORE



THANK YOU TO OUR PARTNERS

PRESENTING PARTNERS



OFFICIAL PARTNERS



SUPPORTING PARTNERS



FOUNDING PARTNERS



MEDIA PARTNERS

